

Das Favicon und seine Kumpels



TYPO3Camp Stuttgart 2017
Riona Kuthe




'fævi, kɒn











Home-Screen



Favoriten, Leseleiste



Für was?

404

Failed to load resource: the server responded with a status of 404 (Not Found)

Formate?

Wo und wie?

Desktop Browsers

IE6-10

```
<link rel="shortcut icon" href=„/pfad/favicon.ico">
```

Alle anderen Browser

```
<link rel="icon" href=„/pfad/favicon.ico">
```

Style Tiles

```
<meta name="msapplication-square70x70logo"  
content="mstile-70x70.png" />
```

```
<meta name="msapplication-square150x150logo"  
content="mstile-150x150.png" />
```

```
<meta name="msapplication-wide310x150logo"  
content="mstile-310x150.png" />
```

```
<meta name="msapplication-square310x310logo"  
content="mstile-310x310.png" />
```

browserconfig.xml

```
<meta name="msapplication-config" content="/pfad/ieconfig.xml">
```

```
<meta name="msapplication-config" content="none"/>
```


apple

```
<link rel="apple-touch-icon" href=„/pfad/apple-touch-  
icon.png“/>
```

Mit Größenangabe:

```
<link rel="apple-touch-icon" sizes="180x180" href="/  
pfad/apple-touch-icon-180.png" />
```

android

```
<link rel="icon" sizes="192x192" href="/pfad/name.png">
```

Welche Größe?

Favicon.ico

A. 16x16

B. 32x32

C. 64x64

D. **keines** (Microsoft empfiehlt 16x16, 32x32 and 48x48)

Icons erstellen

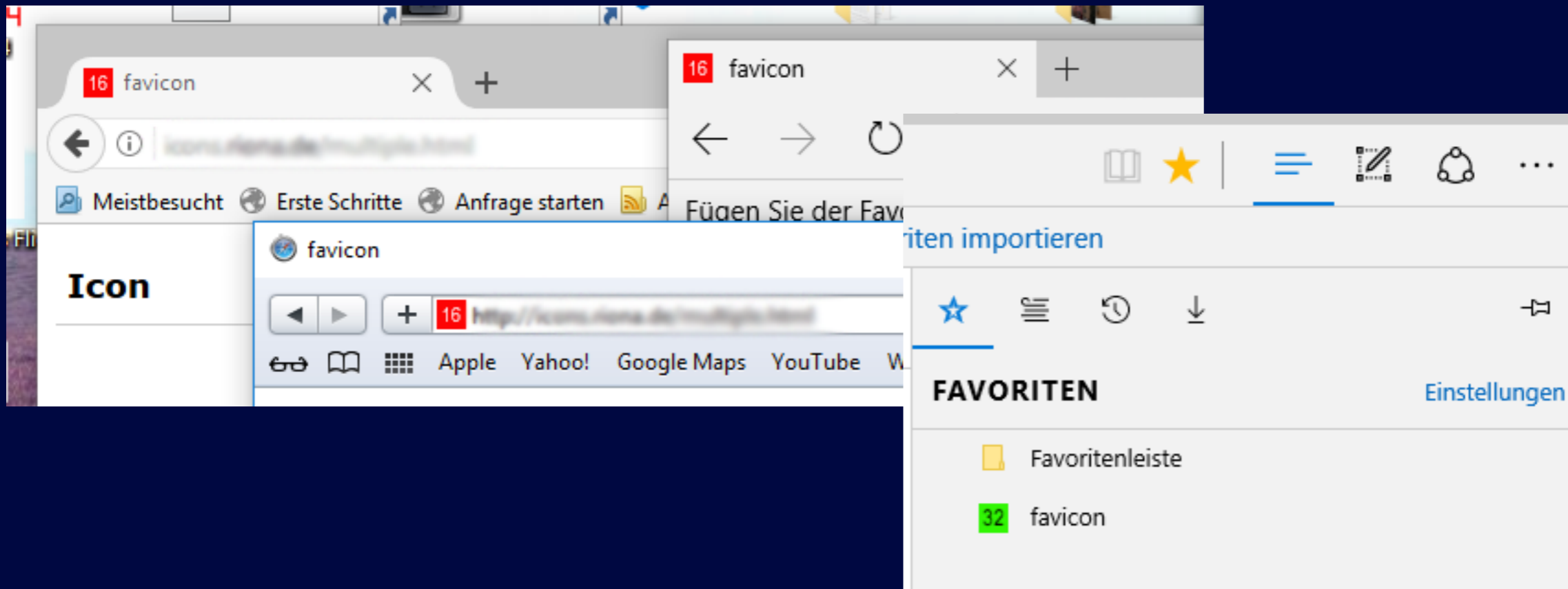
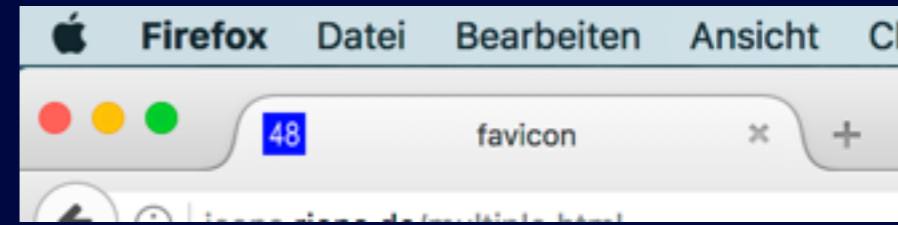
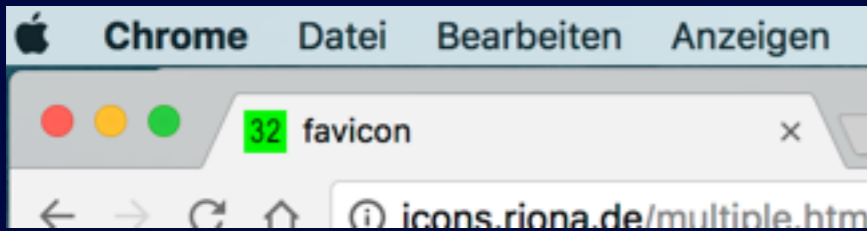
1. Shell Skript

<http://blog.morzproject.com/post/convert-multiple-images-to-icon/>

2. favicon.ico

<http://icoconvert.com/>

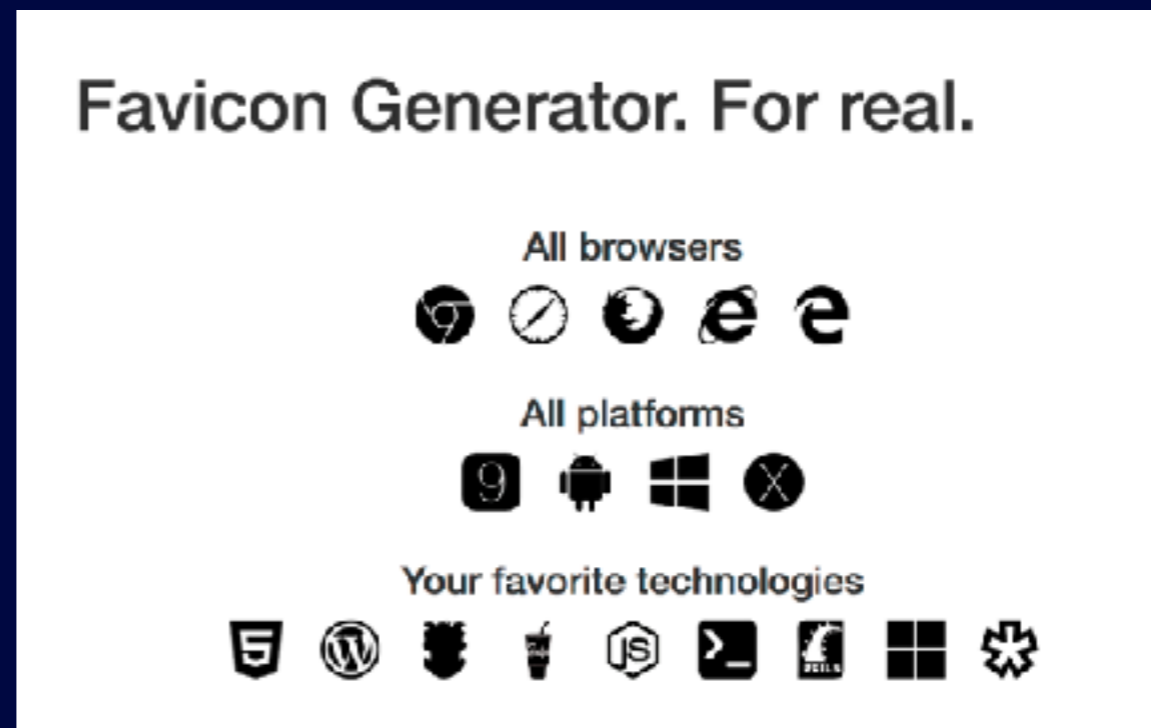
[Multi Image to one icon/](#)



Online Tools

<http://www.favicomatic.com>

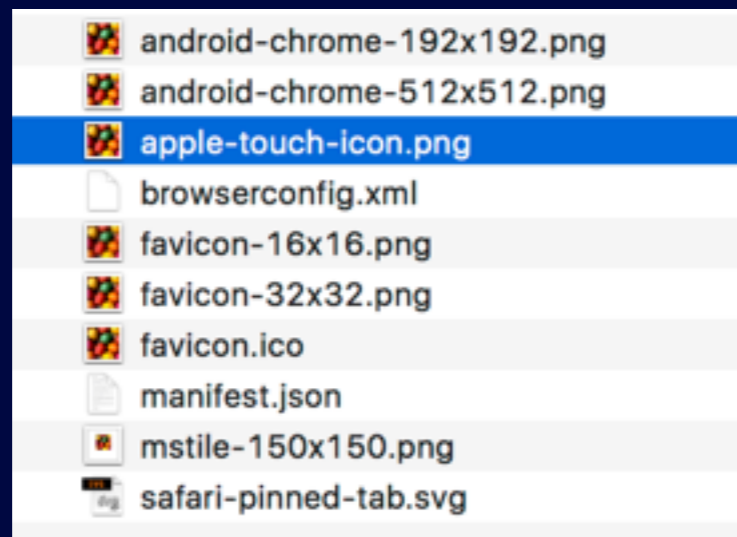
<http://realfavicongenerator.net>



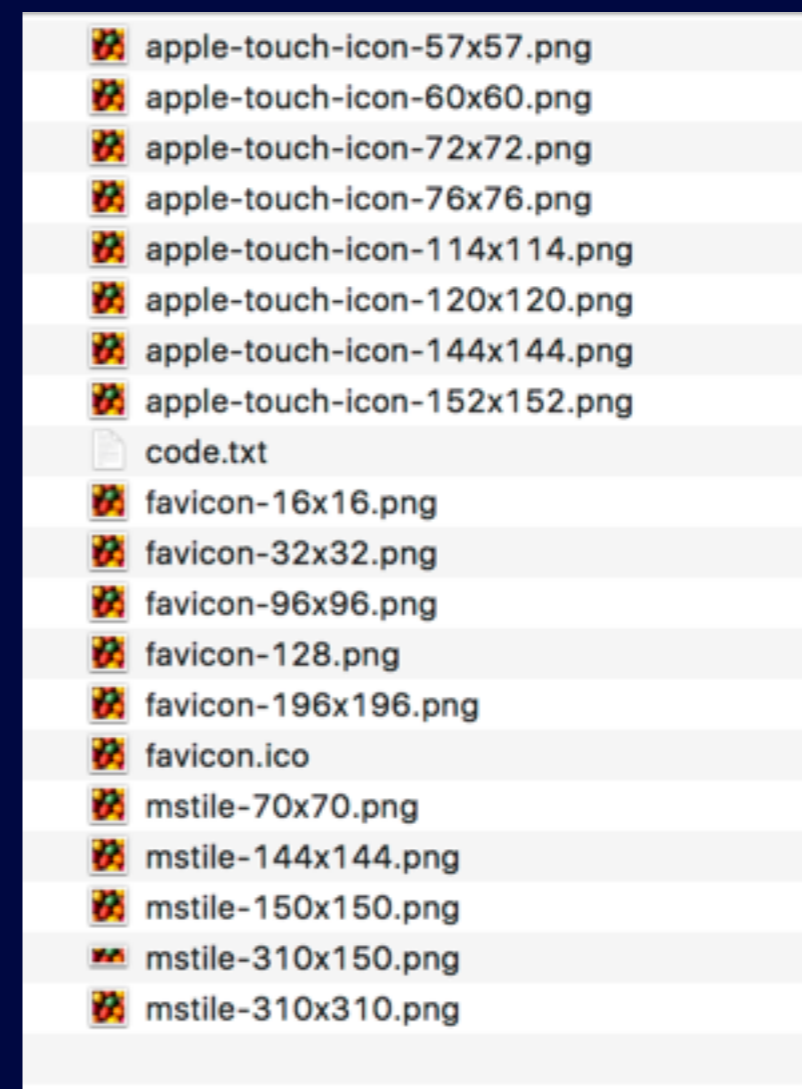


558 x 558px, 56kb

realicongenreator



favomatic



Testen

<http://www.favicomatic.com/favicon-test>

http://realfavicongenerator.net/favicon_checker

Wie aktualisieren?

Weitere Version erstellen:

```
<link rel="shortcut icon" href=„/favicon.ico?v=2">
```

```
<link rel="shortcut icon" href="/favicon2.ico">
```

Chrome:

Mac:

Library > Application Support > Google > Chrome >
Default > Favicons

PC:

C:\Users\name\AppData\Local\Google\Chrome\User
Data\Default

Icons mit TypoScript erstellen

```
page.headerData.987654= COA
```

```
page.headerData.987654 {
```

```
  10 = IMAGE
```

```
  10 {
```

```
    file = /pfad/myicon.png
```

```
    file.width = 196
```

```
    file.height = 196
```

```
    layoutKey = favicon
```

```
    layout {
```

```
      favicon {
```

```
        element = <link rel="icon" href="###SRC###"###SELFCLUDINGTAGSLASH###>
```

```
      }
```

```
      apple-touch-icon-with-sizes {
```

```
        element = <link rel="apple-touch-icon" sizes="###WIDTH###x###HEIGHT###"
```

```
href="###SRC###"###SELFCLUDINGTAGSLASH###>
```

```
      }
```

```
.....
```

```
  20 < .10
```

```
  20.layoutKey = apple-touch-icon-with-sizes
```

```
  20.file.width = 76
```

```
  20.file.height = 76
```

Welche Icons brauche ich
wirklich?

jweiland.net

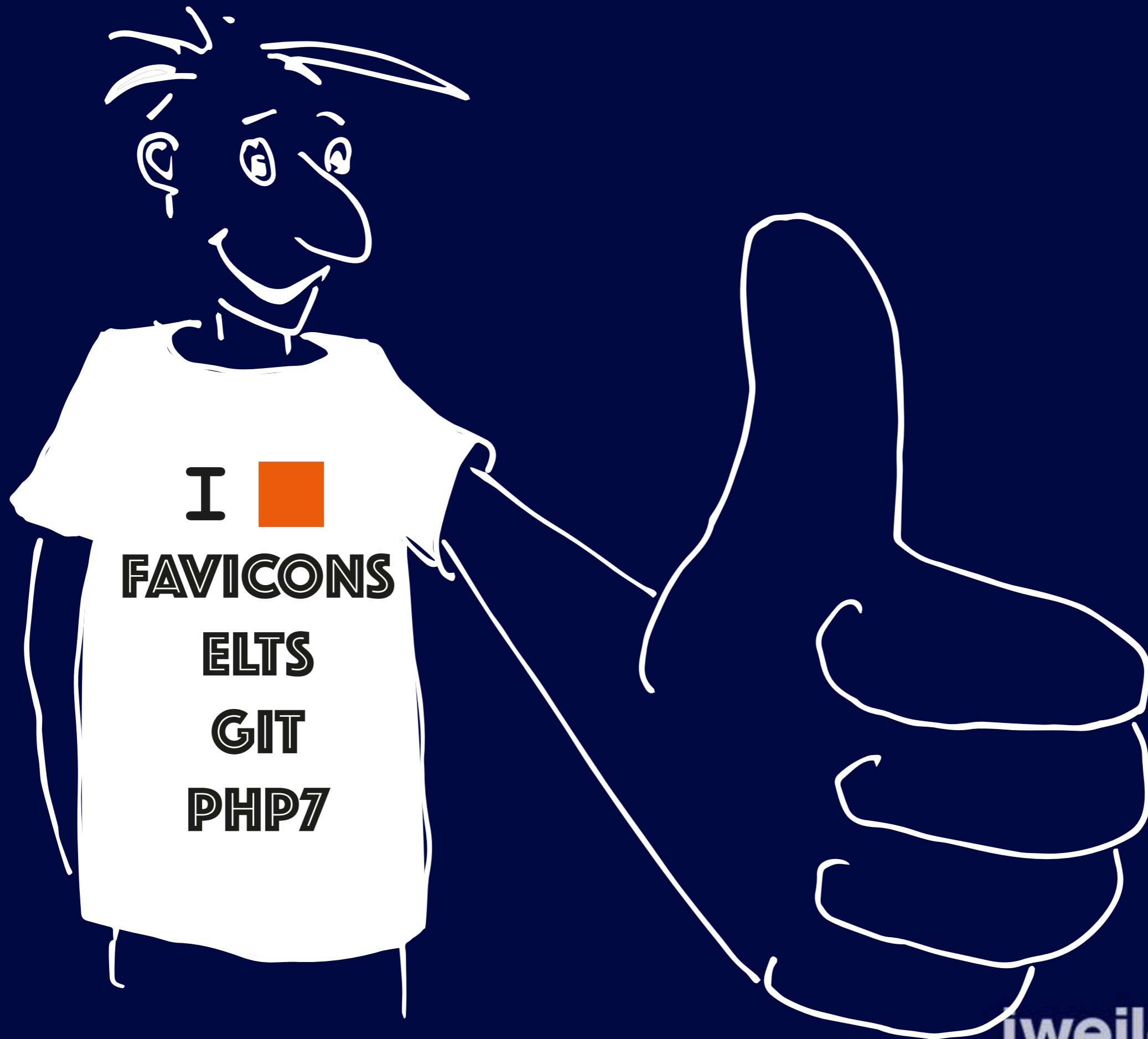
TYPO3 Hosting



jweiland.net

```
<link rel="apple-touch-icon" href=„/pfad/apple-touch-  
icon-152x152.png">
```

```
<link rel="icon" href="/pfad/favicon-196x196.png"  
type="image/png">
```



I [orange square]

FAVICONS

ELTS

GIT

PHP7